


 TEXAS A&M UNIVERSITY
SAN ANTONIO

URC Budget Update FY 2019

February 11, 2019



URC Budget Update 2019 1


 TEXAS A&M UNIVERSITY
SAN ANTONIO

Agenda

- **FY 2019 Forecast Tuition and Fee Revenue Shortfall**
- **FY 2020 – 2021 Legislative Projection**
- **Administrative Efficiency Ratio**
- **Review of Budget Calendar**

President's Cabinet Budget Update – February 11, 2019 2

FY 2019 Tuition and Fee Shortfall



TEXAS A&M UNIVERSITY
SAN ANTONIO

	Headcount				Revenue			
	Budget	Forecast	Variance		Budget	Forecast	Variance	
Fall FY 2019	6,671	6,671	-	0%	\$ 16,245,521	\$ 16,108,330	\$ (137,191)	-1%
Spring FY 2019	6,404	6,200	(204)	-3%	\$ 15,595,701	\$ 14,971,016	\$ (624,685)	-4%
Combined	13,075	12,871	(204)	-2%	\$ 31,841,222	\$ 31,079,346	\$ (761,876)	-2%

URC Approved Recurring Budget

Student Affairs Requests	\$ 58,086
Enrollment Management Requests	\$ 100,258
Academic Affairs Recurring Requests	<u>\$ 756,000</u>
	\$ 914,344

FY 19 Available Incremental Recurring Rev

	\$ 152,468
--	------------


Forecasted Budget Shortfall

	<u>\$ (761,876)</u>
--	---------------------

President's Cabinet Update – February 11, 2019

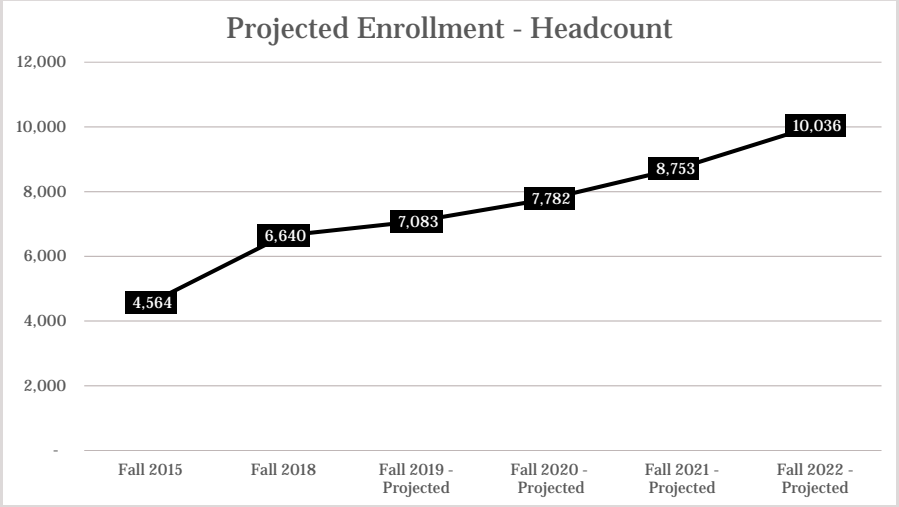
3

Enrollment Forecast



TEXAS A&M UNIVERSITY
SAN ANTONIO

Projected Enrollment - Headcount



Year	Headcount
Fall 2015	4,564
Fall 2018	6,640
Fall 2019 - Projected	7,083
Fall 2020 - Projected	7,782
Fall 2021 - Projected	8,753
Fall 2022 - Projected	10,036

URC Budget Update – February 11, 2019

4

Incremental Financial Projection - HB1 TEXAS A&M UNIVERSITY SAN ANTONIO

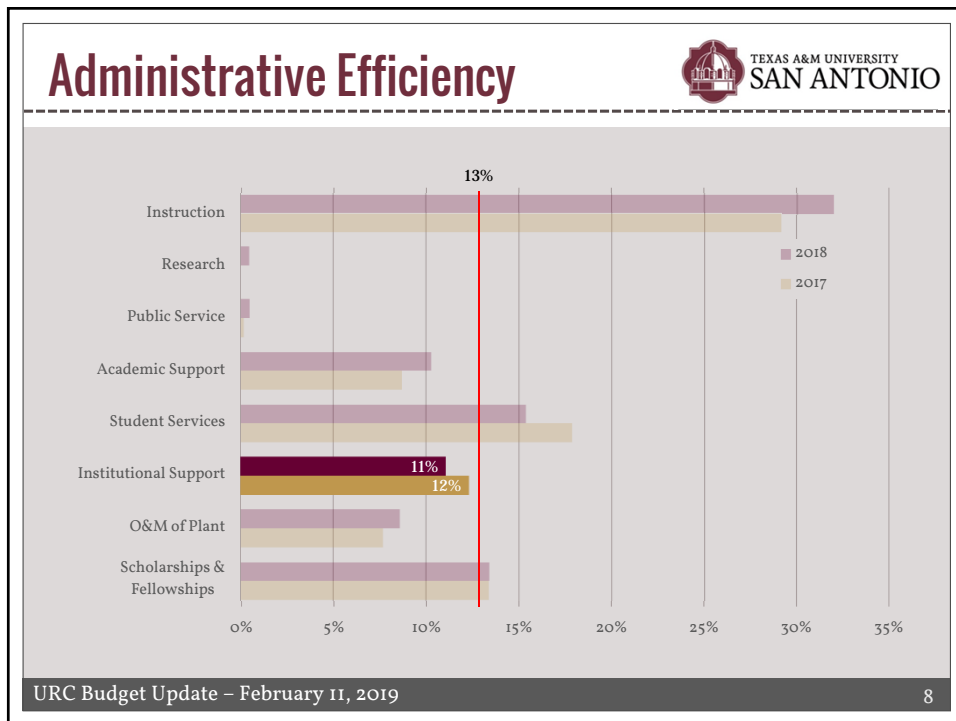
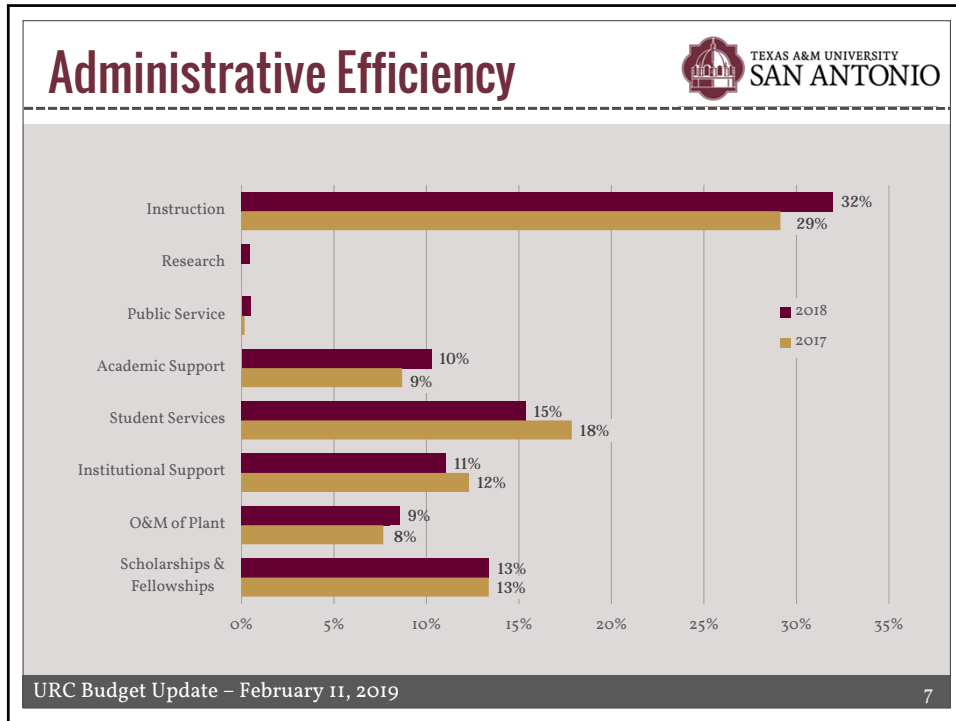
	FY 2020	FY 2021
State Appropriation	\$ 3,899,997	\$ 78,210
Net Tuition & University Services Fee	2,128,758	3,595,145
Other Revenue	83,401	89,793
Total Revenues	6,112,156	3,763,148
Faculty Salaries	490,280	831,810
Non-Faculty Salaries	772,674	338,128
Benefits & Other	445,807	427,904
Total Compensation	1,708,761	1,597,841
Operating & Maintenance	(573,171)	439,475
Other Operating	79,030	112,355
Total Expenses	1,214,620	2,149,672
Debt Service	3,472	(3,393)
Recurring Expenses Previously Funded with Reserves	(1,520,094)	-
Available Recurring Revenue	\$ 3,380,914	\$ 1,114,073

URC Budget Update – February 11, 2019 5


Incremental Financial Projection - SB1 TEXAS A&M UNIVERSITY SAN ANTONIO

	FY 2020	FY 2021
State Appropriation	\$ 3,129,719	\$ 78,212
Net Tuition & University Services Fee	2,128,758	3,595,145
Other Revenue	83,401	89,793
Total Revenues	5,341,878	3,763,150
Faculty Salaries	490,280	831,810
Non-Faculty Salaries	772,674	338,128
Benefits & Other	445,807	427,904
Total Compensation	1,708,761	1,597,841
Operating & Maintenance	(573,171)	439,475
Other Operating	79,030	112,355
Total Expenses	1,214,620	2,149,672
Debt Service	3,472	(3,393)
Recurring Expenses Previously Funded with Reserves	(1,520,094)	-
Available Recurring Revenue	\$ 2,610,636	\$ 1,114,075

URC Budget Update – February 11, 2019 6



FY 2020 Budget Calendar



TEXAS A&M UNIVERSITY
SAN ANTONIO

FY 2020 Tentative Budget Calendar
Texas A&M University-San Antonio
Revised: February 8, 2019

- **Jan 8** State legislative session begins
- **Jan 17** Budget workbook and instructions distributed to divisional budget contacts. Division VPs distribute out further as necessary
- **Feb 11** *University Resources Commission (URC) meeting* – preliminary revenue projections
- **Feb 4 – Feb 20** Preparation of budget (budget requests prepared, training offered, meetings held between responsible party and division VPs/division budget contacts)
- **Feb 21** Budget requests due back to Budget Office
- **Mar 11** *URC convenes* – completed preliminary FY 2020 budget request workbooks distributed to the URC for review. VPs present requests.
- **Apr 8** *URC convenes* – recommendation made to President Matson
- **May 9** Recommendation approved/modified by President Matson
- **June 17** Preliminary budgets due to A&M System Office
- **July 31-Aug 4** FY 2020 Programmatic Budget Review
- **August 17-18** FY 2020 Budget presented to Board of Regents for approval
- **August 11th** Budget Prep closed

URC Budget Update – February 11, 2019
9

URC Budget Update



TEXAS A&M UNIVERSITY
SAN ANTONIO

Questions and/or Discussion

URC Budget Update – February 11, 2019
10